



Countryside Sheds

Price List



Table of Contents

Gable Shed	page 3
Lean-To Shed	page 4
Mini Barn	page 5
Tall Barn	page 6
Quaker Shed	page 7
Western Barn	page 8
Animal Run-Inn.....	page 9
Garage	page 10
Chicken Coop	page 11
Dog Kennel	page 12
Greenhouse	page 13
Building Options	page 14 - 20
Contact Info	page 21

Pricing Disclaimer: Due to fluctuating material costs, prices within this document are subject to change without notice.



The Gable Shed

If you want a straight forward wood shed that checks all the boxes without cutting any corners, this A-Frame shed is likely what you need.

Building Features:

- Conventional A-frame with minimal overhang
- Sizes from 6' x 6' to 14' x 32'
- Extra-wide 43" door
- Black hardware



Assembled Building Prices

6x6	\$2,169.00	10x28	\$8,199.00
6x8	\$2,529.00	10x32	\$9,069.00
6x10	\$2,869.00	12x12	\$5,399.00
8x8	\$2,989.00	12x16	\$6,429.00
8x10	\$3,399.00	12x20	\$7,429.00
8x12	\$3,769.00	12x24	\$8,439.00
8x16	\$4,499.00	12x28	\$9,399.00
8x20	\$5,339.00	12x32	\$10,329.00
8x24	\$5,939.00	14x16	\$7,329.00
10x12	\$4,639.00	14x20	\$8,499.00
10x16	\$5,549.00	14x24	\$9,699.00
10x20	\$6,429.00	14x28	\$10,869.00
10x24	\$7,289.00	14x32	\$12,229.00

Building Kit Prices

6x6	\$1,569.00	10x28	\$6,569.00
6x8	\$1,859.00	10x32	\$7,329.00
6x10	\$2,159.00	12x12	\$4,039.00
8x8	\$2,229.00	12x16	\$4,829.00
8x10	\$2,579.00	12x20	\$5,639.00
8x12	\$2,879.00	12x24	\$6,489.00
8x16	\$3,499.00	12x28	\$7,299.00
8x20	\$4,229.00	12x32	\$8,079.00
8x24	\$4,729.00	14x16	\$5,479.00
10x12	\$3,529.00	14x20	\$6,429.00
10x16	\$4,289.00	14x24	\$7,399.00
10x20	\$5,029.00	14x28	\$8,349.00
10x24	\$5,769.00	14x32	\$9,499.00

The Lean-To Shed

Eager to serve, these small but mighty lean-to sheds may be the boost you need.

Building Features:

- Single sloping roof
- Sizes from 6' x 6' to 14' x 32'
- Extra-wide 43" door



Assembled Building Prices

6x6	\$2,169.00	10x24	\$7,289.00	14x32	\$12,699.00
6x8	\$2,529.00	10x28	\$8,699.00		
6x10	\$2,929.00	10x32	\$9,669.00		
6x12	\$3,169.00	12x12	\$5,869.00		
8x8	\$2,939.00	12x16	\$6,749.00		
8x10	\$3,429.00	12x20	\$7,929.00		
8x12	\$3,769.00	12x24	\$8,979.00		
8x16	\$4,539.00	12x28	\$10,059.00		
8x20	\$5,229.00	12x32	\$11,129.00		
8x24	\$5,899.00	14x16	\$7,529.00		
10x12	\$4,829.00	14x20	\$8,699.00		
10x16	\$5,799.00	14x24	\$10,059.00		
10x20	\$6,769.00	14x28	\$11,329.00		

Building Kit Prices

6x6	\$1,599.00	10x24	\$6,049.00	14x32	\$9,699.00
6x8	\$1,799.00	10x28	\$6,899.00		
6x10	\$2,159.00	10x32	\$7,759.00		
6x12	\$2,349.00	12x12	\$4,359.00		
8x8	\$2,129.00	12x16	\$5,029.00		
8x10	\$2,799.00	12x20	\$5,999.00		
8x12	\$3,429.00	12x24	\$6,859.00		
8x16	\$3,769.00	12x28	\$7,759.00		
8x20	\$3,999.00	12x32	\$8,669.00		
8x24	\$4,589.00	14x16	\$5,539.00		
10x12	\$3,629.00	14x20	\$6,499.00		
10x16	\$4,439.00	14x24	\$7,549.00		
10x20	\$5,249.00	14x28	\$8,579.00		

The Mini Barn

If you like the look of a barn but don't need a huge storage shed, the mini barn is your friend. The 4' side walls still give plenty of headroom in a tight footprint.

Building Features:

- 4' side walls
- Lots of headroom
- Gambrel-style roof
- Sizes from 6' x 6' to 12' x 32'
- Extra-wide 43" door



Assembled Building Prices

6x6	\$2,129.00	10x24	\$7,049.00
6x8	\$2,459.00	10x28	\$7,889.00
6x10	\$2,799.00	10x32	\$8,679.00
6x12	\$3,099.00	12x16	\$6,449.00
8x8	\$2,929.00	12x20	\$7,459.00
8x10	\$3,359.00	12x24	\$8,539.00
8x12	\$3,729.00	12x28	\$9,529.00
8x16	\$4,469.00	12x32	\$10,499.00
8x20	\$5,129.00		
8x24	\$5,779.00		
10x12	\$4,399.00		
10x16	\$5,339.00		
10x20	\$6,189.00		

Building Kit Prices

6x6	\$1,489.00	10x24	\$5,489.00
6x8	\$1,759.00	10x28	\$6,199.00
6x10	\$2,029.00	10x32	\$6,869.00
6x12	\$2,289.00	12x16	\$4,779.00
8x8	\$2,099.00	12x20	\$5,599.00
8x10	\$2,449.00	12x24	\$6,499.00
8x12	\$2,759.00	12x28	\$7,329.00
8x16	\$3,369.00	12x32	\$8,139.00
8x20	\$3,899.00		
8x24	\$4,459.00		
10x12	\$3,299.00		
10x16	\$4,079.00		
10x20	\$4,769.00		

The Tall Barn

With a gambrel-style roof and optional “Amish” overhang, this barn has a real country look that’ll improve the look and pleasure of your life and home for years to come.

Building Features:

- Traditional gambrel-style roof
- 6’ 4” side walls
- Very roomy loft
- Sizes from 10’ x 12’ to 12’ x 32’
- Extra-wide 43” door



Assembled Building Prices

10x12	\$5,799.00
10x16	\$6,969.00
10x20	\$8,099.00
10x24	\$9,199.00
10x28	\$10,299.00
10x32	\$11,479.00
12x16	\$7,999.00
12x20	\$9,349.00
12x24	\$10,669.00
12x28	\$11,969.00

Building Kit Prices

10x12	\$4,259.00
10x16	\$5,199.00
10x20	\$6,099.00
10x24	\$6,999.00
10x28	\$7,899.00
10x32	\$8,889.00
12x16	\$5,859.00
12x20	\$6,929.00
12x24	\$7,999.00
12x28	\$9,039.00

The Quaker Shed

The Quaker-style garden shed is a go-to solution for providing plenty of storage room in a small area, with a modern, attractive design.

Building Features:

- 6' Side walls
- Lots of headroom
- Saltbox-style roof (off-centered peak)
- Sizes from 8' x 8' to 14' x 32'



Assembled Building Prices

8x8	\$3,059.00	12x20	\$7,589.00
8x10	\$3,449.00	12x24	\$8,679.00
8x12	\$3,899.00	12x28	\$9,669.00
8x16	\$4,589.00	12x32	\$10,629.00
8x20	\$5,529.00	14x16	\$7,229.00
8x24	\$6,159.00	14x20	\$8,629.00
10x12	\$4,829.00	14x24	\$9,829.00
10x16	\$6,969.00	14x28	\$10,999.00
10x20	\$6,729.00	14x32	\$12,259.00
10x24	\$7,649.00		
10x28	\$8,599.00		
10x32	\$9,529.00		
12x16	\$6,579.00		

Building Kit Prices

8x8	\$2,259.00	12x20	\$5,769.00
8x10	\$2,639.00	12x24	\$6,679.00
8x12	\$2,959.00	12x28	\$7,499.00
8x16	\$3,499.00	12x32	\$8,299.00
8x20	\$4,329.00	14x16	\$5,769.00
8x24	\$4,859.00	14x20	\$6,579.00
10x12	\$3,649.00	14x24	\$7,569.00
10x16	\$4,399.00	14x28	\$8,549.00
10x20	\$5,239.00	14x32	\$9,599.00
10x24	\$6,029.00		
10x28	\$6,849.00		
10x32	\$7,639.00		
12x16	\$4,939.00		

The Western Barn

Sport your Western identity with a “country style” western barn. This beautiful tool shed provides plenty of space for your outdoor storage, and looks great inside and out.

Building Features:

- Traditional country-style roof
- Sizes from 8' x 16' to 14' x 24'

Note: Sorry, Western Barns are not available as kits.



Assembled Building Prices

8x16	\$5,879.00
10x16	\$7,569.00
10x20	\$8,699.00
12x16	\$8,729.00
12x20	\$10,059.00
12x24	\$11,319.00
14x20	\$11,209.00
14x24	\$12,469.00



The Animal Run-Inn

Protect your horse or cattle from inclement weather with on-demand shelter using a safe and efficient loafing storage shed.

Building Features:

- No floor
- Built on 4x6 pressure-treated frame
- Reinforced steel corners
- Hooks for moving
- 8x7 opening
- Bottom 4' lined with plywood

Note: Sorry, Animal Run-Inns are not available as kits.



Assembled Building Prices

8x12	\$4,649.00	14x32	\$16,449.00
8x16	\$5,419.00		
10x12	\$5,699.00		
10x16	\$6,819.00		
10x20	\$7,869.00		
12x16	\$7,989.00		
12x20	\$9,129.00		
12x24	\$10,319.00		
14x20	\$10,369.00		
14x24	\$12,409.00		
14x28	\$14,419.00		



The Garage

A garage provides a significant opportunity to protect your equipment and vehicles PLUS add the extra outdoor storage you've wanted, in a single, cost-effective purchase.

Building Features:

- Reinforced floor
- 8' x 7' garage door
- 36" side door



Assembled Building Prices

10x16	\$6,959.00	14x28	\$11,999.00
10x20	\$7,869.00	14x32	\$13,199.00
10x24	\$8,799.00		
10x28	\$9,589.00		
10x32	\$10,679.00		
12x16	\$7,839.00		
12x20	\$8,729.00		
12x24	\$9,829.00		
12x28	\$10,769.00		
12x32	\$11,749.00		
14x16	\$8,629.00		
14x20	\$9,679.00		
14x24	\$10,879.00		

Building Kit Prices

10x16	\$5,639.00	14x28	\$9,569.00
10x20	\$6,399.00	14x32	\$10,579.00
10x24	\$7,189.00		
10x28	\$7,859.00		
10x32	\$8,829.00		
12x16	\$6,199.00		
12x20	\$6,899.00		
12x24	\$7,849.00		
12x28	\$8,629.00		
12x32	\$9,459.00		
14x16	\$6,769.00		
14x20	\$7,649.00		
14x24	\$8,649.00		

The Chicken Coop

Our innovative, compact chicken coop is based on the Quaker style building. Usually ordered in the 8x10 size, some common options are the chicken door, metal nesting box, roost bars, etc. A cross wall is installed in the building to form separate coop and feed room areas. Other add-ons might include a linoleum covered floor, an electrical package, or whatever else you might dream up. Our coops are completely customizable to fit your needs and style. From a basic building with just a few windows and a chicken door, to a turn key solution for your backyard egg factory, we are here to help you get it done. Call us today to get a quote for your chicken coop.



The Dog Kennel

Our classic dog kennels are based on the Gable style building. Give your furry friend a wonderful home with a “house” and a run area all under one roof! We take pride in building a comfortable, easy to use kennel for your dog. Completely customizable, the dog kennel can be built exactly to your specs. Featuring a heavy duty floor paint and a dog door with a flap, we will give your dog the home it has dreamed about! Some common options are: finished interior, windows, custom paint, and whatever else you might wish to add. Give us a call to get a quote on your kennel.



The Greenhouse

Our portable greenhouse is the perfect addition to your property for whatever your backyard growing needs might be! Usually based on the Gable Style building, this greenhouse can be built with or without a floor, giving you greater flexibility! We use translucent Solexx material and cover approx. half of the roof as well as one side of the building. We can put it on whichever side of the roof you want and whichever side of the building that best fits your needs. Common options are extra windows, shelving, or whatever else you might have in mind. Call us today to get a quote on your custom greenhouse.

Featuring Solexx™ Greenhouse Coverings:

All our greenhouses feature Solexx coverings. Why are they so special, you ask? Solexx coverings are made of high-density polyethylene plastic, which is flexible and insulates extremely well. The result is a twin-wall covering that provides excellent light diffusion, reduces condensation, saves energy, and protects your plants from harsh conditions. It truly is a superior greenhouse covering, and we think you'll agree!



Siding/Wall Options




Engineered Wood
Textured Siding



Metal Siding



Pine Log Siding



LP Smart
Lap Siding



Stain-grade Siding



Board-and-Batt
Siding



Cement Board
Lap Siding

Siding/Wall Option Pricing

► Siding:


Stain-grade	Perimeter x \$7
Board and Batt (16" o.c.)	Wall length x \$18
Log siding	\$7.25 / ft ²
Metal siding	Must be figured individually
LP Smart Lap Siding	\$6 / ft ²
Cement Board	\$6.50 / ft ²
Paint or Stain Building	15% of base price

► Finished Interior with 1/2" Plywood (up to 200 ft²):

Gable, Garage, Lean To, Quaker	\$15.00 / ft ²
Mini Barn	\$16.00 / ft ²
Tall Barn	\$18.00 / ft ²
Western Barn	\$20.00 / ft ²

► Finished Interior with 1/2" Plywood (over 200 ft²):

Do you have things to store that can't get too hot or cold? A great solution for you is our finished interior. We line the walls and ceiling with faced insulation and sheet them with strong 1/2" plywood. The price may seem high, but you will totally feel a difference when the outside temperatures start changing.



Gable, Garage, Lean To, Quaker	\$13.00 / ft ²
Mini Barn	\$15.00 / ft ²
Tall Barn	\$17.00 / ft ²
Western Barn	\$19.50 / ft ²

► Miscellaneous Wall Upgrades:

Frame partition walls (sheet 1 side with 1/2" plywood)	Wall length x \$30
Cedar batting on facades (16" o.c.)	Wall length x \$18.00
Apply house wrap	Perimeter x \$2.25

Window Options



Standard Window Trim



Double-pane Vinyl Windows



Aluminum Windows



Transom Window



Shutters



Flower Boxes

Window Pricing

▶ Aluminum (brown or white):

18"x23" single-hung	\$79
14"x27" single-hung	\$89
24"x36" single-hung	\$99
23"x10" transom	\$69
36"x10" transom	\$79
60"x10" transom	\$89
72"x10" transom	\$99

▶ Vinyl (double pane, white):

24"x24" (slider or single-hung)	\$165
36"x24" (slider)	\$195
24"x36" (single-hung)	\$195
36"x36" (slider)	\$215

▶ Vinyl (double pane, white) Continued:

48"x36" (slider)	\$259
72"x12" transom	\$189

▶ Miscellaneous Window Options:

Fixed window shutter sets (per window)	\$45
Hinged window shutter sets (per window)	\$199
Window flower boxes (18", 24", or 30" each)	\$60

Door Options



Standard Door



Standard Locking L Handle



5' or 6' Custom Double Doors



Optional 3' Fiberglass Insulated Door with Residential Locking Door Knob



Entry Door w/ 9-lite



Optional 6' Fiberglass Doors with Optional 9-lite window



Garage Door

Door Pricing

▶ Fiberglass or Metal:

36" 6-panel door (includes lock)	\$319
36" 6-panel door (includes lock and 9-lite glass)	\$409
Double bore (includes deadbolt)	add \$45
French doors (solid)	\$595
French doors with 9-lite glass	\$799
French doors with 15-lite glass	\$895

▶ Custom Doors:

5' double custom door (upgrade)	\$129
6' double custom door (upgrade)	\$139
Additional 36" or 43" door	\$149
Split Dutch door	\$139 per door
23"x10" transom window in door	\$99 per door

▶ Custom Doors Continued:

"X" on lower half of door	\$40
---------------------------------	------

▶ Garage Doors:

8'x7' non-insulated (with 43" custom door)	Add \$825
9'x7' non-insulated	Add \$175
R5 insulated (vinyl backing 8'x7')	Add \$155
R11 insulated (metal backing)	Give us a call
R13 insulated (metal backing)	Give us a call
Corrugated roll-up door	Give us a call

Floor Options

Our standard heavy-duty floor will be strong enough for all your storage needs. The pressure treated runners are suitable for ground contact and provide a strong base for the 2x4 floor joists to rest on. These 2x4 joists are placed 16" on-center and carefully fastened to the 4x4 runners. On top of all of this comes 3/4" thick plywood flooring. This floor is strong enough to park your lawn mower and even your smaller ATV's on. Do you need something stronger? Consider our reinforced floor which is strong enough to park your car or small SUV on. Want it insulated? No problem! Concerned about the water dripping off of your vehicle or snowmobile? Consider upgrading to a pressure treated floor system. We have all your floor needs covered!



Floor Pricing

► Floor Options

Additional pressure-treated 4"x4" runner	length x \$4.50
Reinforced floor (upgrade).....	\$1.35 / ft ² + \$4.50 x length of building
Pressure-treated floor system (upgrade)	\$4.95 / ft ²
16" o.c. pressure-treated floor joists (upgrade)	\$2.15 / ft ²
Pressure-treated plywood flooring (upgrade)	\$2.80 / ft ²
1 1/8" plywood floor (upgrade)	\$4.25 / ft ²
Insulated floor (R11 Kraft faced w/ 1/2" plywood below joists)	\$3.95 / ft ²

Roof Options




Dutch roof
kick-outs



Amish Overhang


Available Shingle Colors:



Brownstone



Castle Gray



Cornerstone



Emerald
Green



Frostone



Granite Black

Metal Roof Upgrade: Are you looking for a metal roof? Ask us about upgrading to our 40 year metal roof option!

Roof Pricing

► Roof Extensions:

Gable, Quaker, Western, Lean To, Garage width x \$9

Barn (Mini, Tall, or Western) width x \$12

► Barns:

Dutch roof kick-outs length x \$18

Bigger loft in Tall Barn additional loft ft² x \$8

8' wide amish overhang (mini barns only) \$130

10' wide amish overhang (mini or tall) \$155

12' wide amish overhang (mini or tall) \$175

16' wide amish overhang (western barn) \$155

20' wide amish overhang (western barn) \$175

24' wide amish overhang (western barn) \$195

30-36" staircase (for barn loft) \$625

Loft railing \$42 / ft.

Stair railing \$45 / ft.

Porches, Ramps, and Shelving



Half Porch



Full Porch



Gable End Porch



Exterior Ramps
(from 36" to 8')



Interior Shelving

Porches, Ramps, and Shelving Prices

► Porches:

10' wide building (up to 4' deep)	\$750
12' wide building (up to 4' deep)	\$950
14' wide building (up to 4' deep)	\$1,050

► Porch Railing:

Stain-grade (cedar or redwood)	Linear ft. x \$55
Paint-grade (1"x3" trim)	Linear ft. x \$50
Balusters (rustic, tenoned ends)	Linear ft. x \$50
Individual Rustic or paint-grade posts	\$65 each

► Ramps:

36" wide ramp system	\$225
5' or 6' wide ramp system	\$285
Garage door ramp system	\$415

► Shelving:

Single shelf 16"x8'	\$125
Multi-level shelves 16"x8' (3 tier; shelves 20" apart)	\$235
12"-16" wide (\$50 minimum)	Linear ft. x \$16.50
24" wide (\$60 minimum)	Linear ft. x \$22.00
Workbench (\$75 minimum)	Linear ft. x \$30

Miscellaneous Options



Cupolas and
Weathervanes



Chicken Door



Chicken Nest Box
(4ft. metal)

Miscellaneous Option Pricing

▶ **Cupolas:**

18" Deluxe Cupola	\$260
21" Deluxe Cupola	\$305
24" Deluxe Cupola	\$345

▶ **Weathervanes:**

24" black weathervane (for 18" cupola)	\$65
30" black weathervane (for 21" cupola)	\$95

▶ **Chicken Coops:**

Chicken door (12"x14")	\$95
Chicken nest box (4ft. metal)	\$429



FUTURE HOME OF
COUNTRYSIDE SHEDS LLC
HARTINS GEN. CONSTRUCTION

Contact Countryside Sheds:

- ▶ (541) 663-0246
- ▶ ben@countrysidesheds.com
- ▶ 10505 N. McAlister Rd.
Island City, OR 97850